

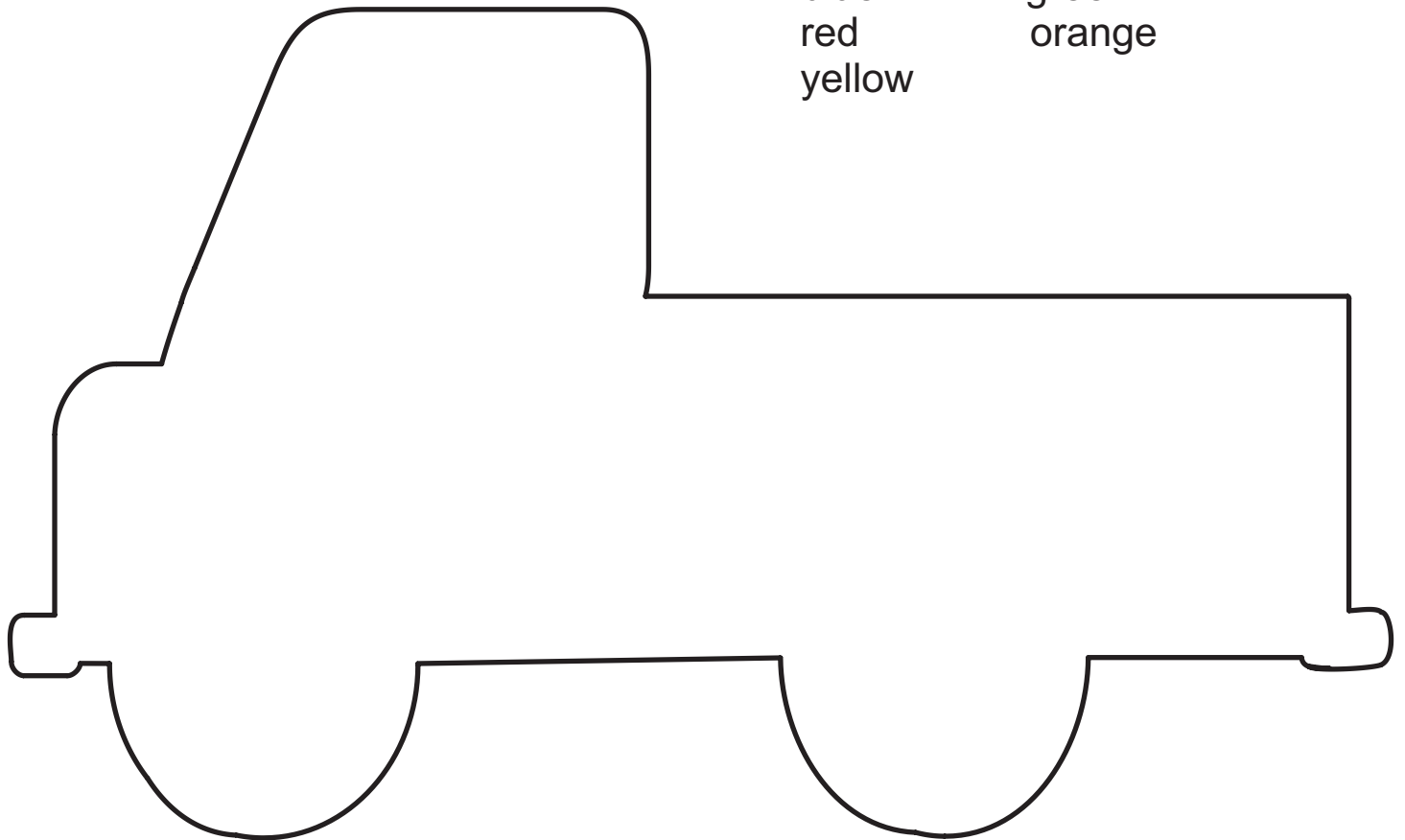
# Five Little Trucks Finger Play Patterns

Print the pattern pieces and use a copier to scale to any preferred size.

Cut one truck from each color:

blue  
red  
yellow

green  
orange

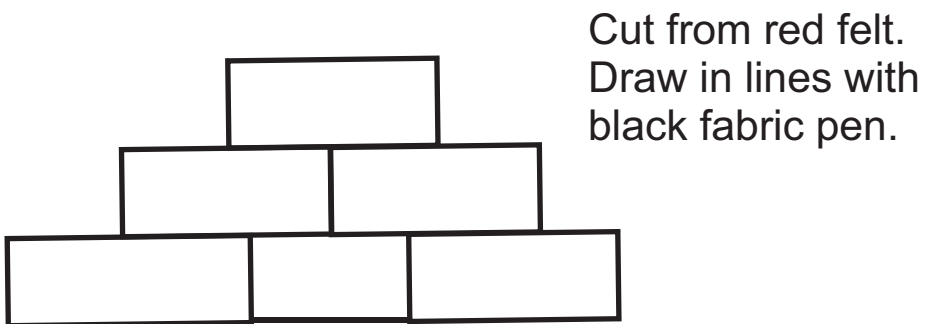


Cut a number for each truck using contrasting colors.  
Glue a number to the side of each truck, or draw the numbers with a fabric pen.




# truck-load patterns

**truck one:** Use the blue truck  
Load of bricks




**truck two:** Use the red truck  
a kangaroo!



truck three:

a tree

Use the yellow truck




cut one tree from green felt

truck four:


trash

Use the green truck



cut from grey felt


and some more



# truck five:

fun to drive!

Use the orange truck ~ cut the window from white felt and glue in place



Cut the smiling face from any color felt and draw the face with a black fabric pen.

Optional load for the orange truck to haul. Cut from any color felt.

